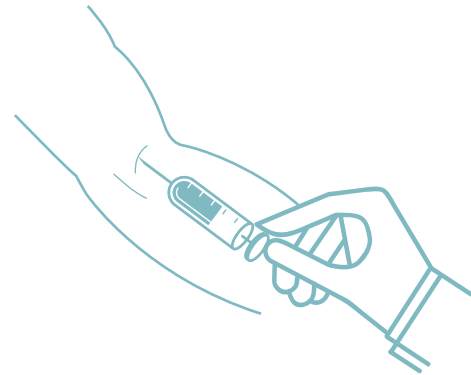


Name \_\_\_\_\_  
Date of birth \_\_\_\_\_  
Address \_\_\_\_\_



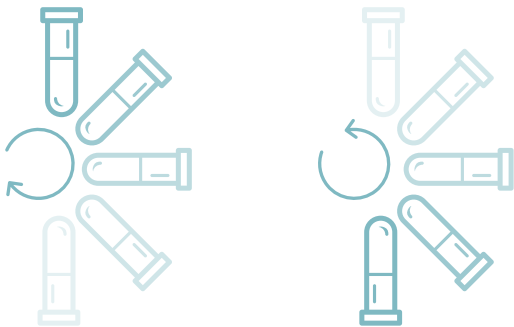
**Step 1**

Write 2 patient identifiers on the collection tube (example: Name and DOB). Have the patient fill out the intake form attached to the test requisition.



**Step 2**

Draw from a vein into a SST tube.



**Step 3**

Invert tube (do not shake) 1-2 times to mix adequately.



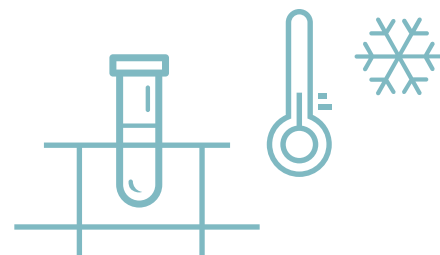
**Step 4**

Let it stand upright in tube rack for 30 minutes.



**Step 5**

Centrifuge for 15 minutes at 3300rpm.



**Step 6**

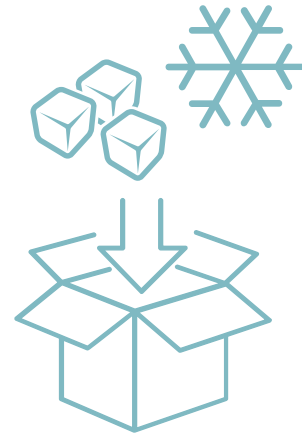
Do not leave at room temperature for more than 1 hour.  
Keep cold in a refrigerator to maintain stability, until ready to ship.



24Hs.

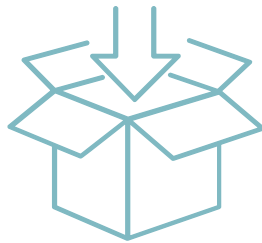
### Step 7

Freeze ice packs 24 hours prior to use.



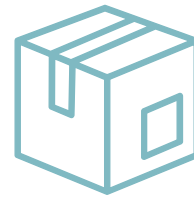
### Step 8

Place ice packs inside the Styrofoam insulated kit.



### Step 9

Place processed tubes inside biohazard bag with absorbant tissue, place inside kit.



### Step 10

Seal box, ensure return air bill is adhered to box and wait for courier to pick up.

*Call Vibrant Physician Services at (866) 364-0963 x1 for any questions regarding the collection or sample(s) shipping.*